



HAPPY
Mother's Day



WHAT WE DO MATTERS

YOUR SIZZLING AGENT OF THE WEEK:

Freddie "Fire" F



Guaranteed to SMOKE the Competition!

Never Accept Second Best

• *Peggy Jo Harvey-Abercrombie* •



MAY 2020
The Pulse - NASB
www.NASBNATION.com

NORTH AMERICAN SENIOR BENEFITS
922-A HURRICANE SHOALS RD
LAWRENCEVILLE GA, 30043

1-866-926-9000

LAST WEEK'S...

\$10K+ GRAND LAND AGENTS

| AGENT | A/P | APPS |
|-----------|----------|------|
| Yesenia M | \$15,528 | 13 |
| Fred F | \$14,224 | 17 |
| Daniel H | \$11,211 | 14 |
| Tim D | \$10,915 | 10 |


| AGENT | A/P | APPS |
|-----------|----------|------|
| Daniel S | \$10,731 | 14 |
| Earlene B | \$10,662 | 16 |
| Matt G | \$10,242 | 12 |
| Micke R | \$10,063 | 10 |



LAST WEEK'S... TOP TEAMS

\$50k+

| AGENT | A/P | APPS |
|-----------|-----------|------|
| Chris C | \$383,598 | 502 |
| Garrett H | \$283,517 | 368 |
| Greg B | \$228,109 | 279 |
| Keith T | \$179,498 | 269 |
| Josh S | \$175,943 | 223 |
| Ashley C | \$165,071 | 203 |
| Isaac S | \$125,850 | n/a |
| Evan P | \$94,543 | 114 |
| Scott D | \$79,207 | n/a |
| Bryan C | \$77,890 | n/a |
| Andrew E | \$77,071 | 100 |
| Alisha W | \$72,078 | 87 |
| Dusty T | \$66,248 | 100 |
| AJ R | \$64,662 | 98 |
| Cole T | \$62,483 | 78 |



\$20k-\$49,999k

| AGENT | A/P | APPS |
|-----------|----------|------|
| Garrett S | \$47,053 | 48 |
| Daniel S | \$44,290 | 58 |
| Shane R | \$41,595 | 52 |
| Alex C | \$38,914 | 59 |
| Laura S | \$38,850 | 47 |
| Linda S | \$36,275 | 52 |
| Blair O | \$35,530 | 39 |
| Rob A | \$33,575 | 47 |
| Fred F | \$32,737 | 41 |
| Buddy L | \$26,660 | 33 |
| Amy M | \$26,325 | 33 |
| Ryan W | \$24,449 | 36 |
| Brian A | \$22,899 | 36 |
| Max G | \$22,359 | 25 |
| Corey S | \$21,162 | 28 |
| Rodney G | \$21,123 | 20 |
| Bobby P | \$20,342 | 36 |

\$9k-\$19,999k

| AGENT | A/P | APPS |
|------------|----------|------|
| Solon S | \$18,103 | 30 |
| Matt F | \$16,936 | 30 |
| Grace M | \$16,370 | 9 |
| Mekayla M | \$15,916 | 12 |
| Bryson S | \$14,678 | 15 |
| Taylor H | \$14,666 | 22 |
| Kailyn B | \$14,250 | 16 |
| Ken B | \$14,020 | 13 |
| Justine M | \$13,465 | 16 |
| Hope T | \$13,413 | 28 |
| Marvin O | \$13,324 | 23 |
| Danny B | \$13,254 | 13 |
| Nick G | \$13,220 | 17 |
| Marcus C | \$12,939 | 29 |
| Mitch B | \$12,752 | 23 |
| Stephen D | \$12,434 | 22 |
| Daniel H | \$12,196 | 15 |
| Joe L | \$11,446 | 18 |
| George W | \$11,385 | 14 |
| Tim D | \$10,915 | 10 |
| Jonathan J | \$10,438 | 23 |
| Ericka m | \$10,015 | 8 |
| Michael M | \$10,004 | 18 |
| Doug H | \$9,715 | 13 |
| Casey W | \$9,304 | 8 |
| Justin J | \$9,257 | 15 |
| Al L | \$9,143 | 14 |
| Jeremy P | \$9,053 | 12 |

*"Will you RUN
with me?"*

*-Partner, Ashley "The Comet" C.
#Supermom #whatwedomatters*



LAST WEEK'S...

TOP PRODUCERS



(DOUBLE DIGIT APP WRITERS ARE HIGHLIGHTED)

| AGENT | A/P | APPS |
|------------|----------|------|
| Yesenia M | \$15,528 | 13 |
| Fred F | \$14,224 | 17 |
| Daniel H | \$11,211 | 14 |
| Tim D | \$10,915 | 10 |
| Daniel S | \$10,731 | 14 |
| Earlene B | \$10,662 | 16 |
| Matt G | \$10,242 | 12 |
| Micke R | \$10,063 | 10 |
| Krystle O | \$9,645 | 9 |
| Phillip J | \$9,011 | 8 |
| Ella P | \$8,980 | 8 |
| Jake S | \$8,890 | 11 |
| George W | \$8,815 | 10 |
| Jermaine W | \$8,567 | 8 |
| Patrick W | \$8,527 | 8 |
| Katie M | \$8,420 | 11 |
| Ashley B | \$8,402 | 16 |
| Grace m | \$8,364 | 6 |
| Russ McC | \$8,318 | 8 |
| Milton B | \$8,317 | n/a |
| Roger G | \$8,304 | 6 |
| Ericka M | \$8,280 | 5 |
| Will B | \$7,893 | 10 |
| Rebekah S | \$7,593 | 15 |
| Dylan W | \$7,566 | 11 |
| Jonathan J | \$7,482 | 16 |
| Amy M | \$7,310 | 9 |
| Robert C | \$7,193 | 12 |
| Alex B | \$7,146 | 10 |
| Ryan W | \$7,131 | 12 |
| Chris C | \$7,100 | 7 |
| Michiko M | \$7,031 | n/a |
| Kaleigh Z | \$6,901 | 12 |
| Joshua H | \$6,886 | 5 |



FOLLOW US:



#WhatWeDoMatters


| AGENT | A/P | APPS |
|-----------|---------|------|
| Joe L | \$6,882 | 11 |
| Solon S | \$6,752 | 13 |
| Karen F | \$6,724 | 12 |
| Robert H | \$6,672 | 12 |
| Jeff M | \$6,650 | 7 |
| Casey W | \$6,542 | 3 |
| Evan P | \$6,450 | 8 |
| Bo M | \$6,417 | 8 |
| Alex M | \$6,375 | 7 |
| Joey L | \$6,288 | 7 |
| Kailyn B | \$6,278 | 7 |
| Windy T | \$6,234 | 6 |
| Gerardo P | \$6,189 | 8 |
| Ryan B | \$6,157 | 7 |
| Clay W | \$5,886 | 5 |
| Sam P | \$5,862 | 4 |
| Joey D | \$5,857 | 5 |
| Derrick L | \$5,838 | n/a |
| Shawtae B | \$5,639 | 14 |
| Brooke M | \$5,523 | 2 |
| Katelyn W | \$5,520 | 2 |
| James T | \$5,433 | 10 |
| Jim H | \$5,394 | 5 |
| Chad A | \$5,382 | 7 |
| Andrew E | \$5,352 | 6 |
| Idris T | \$5,323 | 6 |
| Max G | \$5,302 | 5 |
| Jessica B | \$5,232 | 3 |
| Carol G | \$5,192 | 7 |
| Michael M | \$5,102 | 7 |
| AJ R | \$5,101 | 9 |
| Jacobee P | \$5,048 | 8 |
| Katya H | \$4,964 | 11 |
| Naomi G | \$4,900 | 5 |

LAST WEEK'S...
TOP PRODUCERS



(DOUBLE DIGIT APP WRITERS ARE HIGHLIGHTED)

| AGENT | A/P | APPS |
|------------|---------|------|
| Stephen D | \$4,809 | 11 |
| Melody T | \$4,687 | 5 |
| Abel H | \$4,649 | 7 |
| Justin J | \$4,572 | 7 |
| Steve H | \$4,500 | 4 |
| Kenny J | \$4,476 | 5 |
| Larry E | \$4,470 | 3 |
| Megan S | \$4,433 | 3 |
| Ahmadou C | \$4,403 | 5 |
| Amanda F | \$4,368 | 9 |
| Charles U | \$4,333 | 6 |
| Joy K | \$4,333 | 4 |
| Grayson R | \$4,324 | 5 |
| Del M | \$4,312 | 7 |
| Blyth W | \$4,312 | 7 |
| Mitch B | \$4,309 | 11 |
| Buddy L | \$4,276 | 4 |
| Tyler M | \$4,265 | 5 |
| Brian C | \$4,246 | n/a |
| Cam S | \$4,236 | 4 |
| Taylor M | \$4,217 | 7 |
| Garrett S | \$4,200 | 7 |
| Brad S | \$4,200 | 5 |
| Mekayla M | \$4,186 | 5 |
| Isaac S | \$4,104 | 8 |
| Minnie W | \$4,089 | 10 |
| Jack M | \$4,081 | 4 |
| Jason H | \$4,051 | 4 |
| Hobbs J | \$3,977 | 6 |
| Joel F | \$3,969 | 3 |
| Courtney G | \$3,966 | n/a |
| Karyn S | \$3,962 | 4 |
| Dez D | \$3,938 | n/a |
| Jarod H | \$3,910 | 10 |



| AGENT | A/P | APPS |
|------------|---------|------|
| Bobby B | \$3,885 | 6 |
| Ken B | \$3,880 | 3 |
| Chad M | \$3,811 | 5 |
| Mikeala P | \$3,777 | n/a |
| Asia B | \$3,695 | 5 |
| Kevin M | \$3,670 | 2 |
| Gray B | \$3,645 | 3 |
| Troy B | \$3,636 | 6 |
| Dustin H | \$3,516 | 7 |
| Krystal C | \$3,459 | n/a |
| Janard H | \$3,436 | n/a |
| George m | \$3,340 | 6 |
| Lee C | \$3,336 | 3 |
| Tonya M | \$3,333 | 6 |
| Camaron H | \$3,300 | 4 |
| Brian A | \$3,286 | 3 |
| Doug H | \$3,275 | 5 |
| Cody L | \$3,265 | 7 |
| Jerry S | \$3,261 | 3 |
| Ron T | \$3,233 | 3 |
| Jeremy P | \$3,200 | 4 |
| Janet A | \$3,171 | 3 |
| Mick P | \$3,152 | 5 |
| Victor S | \$3,124 | 4 |
| Corey S | \$3,113 | 4 |
| Eric F | \$3,100 | 3 |
| Courtney P | \$3,082 | 14 |
| Jody B | \$3,074 | 2 |
| Dan L | \$3,018 | 3 |
| Regine C | \$3,014 | n/a |
| James A | \$3,013 | 4 |
| | | |
| | | |
| | | |



INTEGRITY
MARKETING GROUP
READINESS



**GUARANTEED ISSUE:
TELEPHONIC
PRODUCTS**

If you are having challenges scheduling face-to-face appointments, Integrity has access to some of the best insurance carriers that support phone based selling.

GUARANTEED ISSUE CARRIERS



- » Ages 40-80
- » Face Amounts \$1,000 - \$40,000
- » Accepts Direct Express
- » Voice Signature Available
- » E-App works with or without Internet connection
- » 1st Day Coverage Available if Underwritten
 - No PHI
 - 3 Health Questions

- » Ages 50-80
- » Face Amounts \$5,000 - \$25,000
- » Competitive Premiums
- » Accept Direct Express
- » E-A-5-Y telephone App Available
- » Available in New York
- » Name Brand Recognition

- » Ages 50-85
- » Face Amounts \$5,000 - \$25,000
- » Competitive Premiums
- » Free Chronic Illness Rider
- » 6-Month Advancing Available



Are you having challenges scheduling face-to-face appointments? Integrity Marketing Group has access to some of the best insurance carriers that support phone based selling.

SIMPLIFIED LIFE CARRIERS





Mutual of Omaha

- ✦ Ages: 45-85
- ✦ Face Amounts:
 - Level: \$2,000 - \$40,000
 - Graded: \$2,000 - \$20,000
- ✦ Name Brand Recognition
- ✦ E-App with Immediate POS Underwriting
 - No Phone Health Interview (PHI)
- ✦ Free Final Expense Prospecting Postcards
 - Order up to 500 every 6 months




AMERICO

- ✦ Ages: 50-85 Nonsmoker, 50-80 Smoker
- ✦ Face Amounts: \$2,000 - \$30,000
- ✦ E-App & Tele-App with Immediate POS Underwriting
 - No Phone Health Interview (PHI)
- ✦ Simple, Easy to Use Application



Liberty Bankers Insurance Group

- ✦ Ages:
 - Preferred 18-80
 - Standard 18-80
 - Modified 40-80
- ✦ Face Amounts:
 - Preferred & Standard: \$3,000 - \$30,000
 - Modified: \$1,000 - \$20,000
- ✦ Paperless Tele-App, one call sale
- ✦ Liberal Underwriting
- ✦ Offer bonus towards Marketing Dollars
- ✦ Offer Rollover Trip Points



United Home Life Insurance Company

- ✦ Ages:
 - Premier & Deluxe 20-80
 - Graded 25-80
- ✦ Face Amounts:
 - Premier:
 - Ages 20-60 \$5,000 - \$100,000
 - Ages 61-80 \$5,000 - \$50,000
 - Deluxe: \$5,000 - \$50,000
 - Graded: \$5,000 - \$25,000
- ✦ Offer High Face Amounts For Lower Ages
- ✦ Liberal Underwriting



North American Senior Benefits
AN INTEGRITY COMPANY



LIFE INSURANCE & ANNUITIES

- ✦ Ages 50-85
- ✦ Face Amounts:
 - Level \$5,000 - \$25,000
 - Graded \$5,000 - \$10,000
- ✦ No Height or Weight Chart
- ✦ Voice Signature Available
- ✦ Diabetic Friendly - including with complications
- ✦ Paperless application

Federal and state privacy and telemarketing laws continue to remain in effect. Outbound calls or texts must comply with federal, state and local restrictions and guidelines. Calls and texts are prohibited to any numbers on state and federal do-not-call lists, and telemarketers must record, maintain and honor internal do-not-call lists. The use of auto-dialers to call or text must be limited to recipients who provided express written consent to be contacted about the products. Telemarketers are not allowed to make unsolicited calls to any person under a declared state of emergency. Callers must disclose the identity of the seller, inform that the purpose is to sell goods or services, and explain the nature of the goods or services being offered. Date Updated: 3/25/2020

Happy Mother's Day NASB Moms!



love





North
American
Senior Benefits

AN INTEGRITY COMPANY

COMOTION

On The Ocean

ARE YOU
QUALIFIED
YET?

NOVEMBER 2020

ON-TRACK TO QUALIFY AND QUALIFIED AGENTS - (AS OF APRIL 1ST-WEEK 40 OF 52)

| AGENT NAME | SUM OF NET AS OF 4/1 | CURRENT QUALIFYING LEVEL | PROJECTED NET | PROJECTED TO QUALIFY FOR |
|---------------|----------------------|--------------------------|---------------|--------------------------|
| Daniel S | \$242,283.13 | PRESIDENTS CLUB | \$314,968.07 | PRESIDENTS CLUB |
| Gerardo P | \$227,988.85 | PRESIDENTS CLUB | \$296,385.51 | PRESIDENTS CLUB |
| Jamal B | \$216,976.69 | PRESIDENTS CLUB | \$282,069.70 | PRESIDENTS CLUB |
| Steven H | \$202,041.14 | PRESIDENTS CLUB | \$262,653.48 | PRESIDENTS CLUB |
| William G | \$188,370.56 | PRESIDENTS CLUB | \$244,881.73 | PRESIDENTS CLUB |
| Kolter L K | \$178,270.89 | PRESIDENTS CLUB | \$231,752.16 | PRESIDENTS CLUB |
| Jonathan J | \$170,686.09 | PRESIDENTS CLUB | \$221,891.91 | PRESIDENTS CLUB |
| Samuel P | \$164,213.73 | PRESIDENTS CLUB | \$213,477.85 | PRESIDENTS CLUB |
| Joshua H | \$164,057.37 | PRESIDENTS CLUB | \$213,274.58 | PRESIDENTS CLUB |
| Nicholas G | \$157,354.77 | FREE CRUISE AND TRAVEL | \$204,561.20 | PRESIDENTS CLUB |
| Christopher C | \$148,588.80 | FREE CRUISE AND TRAVEL | \$193,165.44 | PRESIDENTS CLUB |
| Russell M | \$145,822.83 | FREE CRUISE AND TRAVEL | \$189,569.68 | PRESIDENTS CLUB |
| Ryan W | \$145,233.20 | FREE CRUISE AND TRAVEL | \$188,803.15 | PRESIDENTS CLUB |
| Naomi G | \$143,659.50 | FREE CRUISE AND TRAVEL | \$186,757.35 | PRESIDENTS CLUB |
| Chad A | \$134,861.99 | FREE CRUISE AND TRAVEL | \$175,320.58 | PRESIDENTS CLUB |
| Alex C | \$134,260.83 | FREE CRUISE AND TRAVEL | \$174,539.08 | PRESIDENTS CLUB |
| Kevin H | \$133,132.00 | FREE CRUISE AND TRAVEL | \$173,071.59 | PRESIDENTS CLUB |
| Solon S | \$132,408.05 | FREE CRUISE AND TRAVEL | \$172,130.47 | PRESIDENTS CLUB |
| John S | \$129,976.35 | FREE CRUISE ONLY | \$168,969.25 | PRESIDENTS CLUB |
| Ashley A | \$128,750.97 | FREE CRUISE ONLY | \$167,376.26 | PRESIDENTS CLUB |
| Ella P | \$124,680.83 | FREE CRUISE ONLY | \$162,085.08 | PRESIDENTS CLUB |
| Freddie F | \$123,417.03 | FREE CRUISE ONLY | \$160,442.14 | PRESIDENTS CLUB |
| Melody T | \$121,882.86 | FREE CRUISE ONLY | \$158,447.71 | FREE CRUISE AND TRAVEL |
| Rafael M | \$119,260.72 | FREE CRUISE ONLY | \$155,038.94 | FREE CRUISE AND TRAVEL |
| Catalin I B | \$117,733.83 | FREE CRUISE ONLY | \$153,053.98 | FREE CRUISE AND TRAVEL |
| Alexander B | \$116,989.65 | FREE CRUISE ONLY | \$152,086.55 | FREE CRUISE AND TRAVEL |
| Cassandra K | \$115,969.50 | FREE CRUISE ONLY | \$150,760.35 | FREE CRUISE AND TRAVEL |
| Kevin Ross W | \$115,106.54 | FREE CRUISE ONLY | \$149,638.50 | FREE CRUISE AND TRAVEL |
| Douglas H | \$114,746.28 | FREE CRUISE ONLY | \$149,170.16 | FREE CRUISE AND TRAVEL |
| Daniel H | \$110,525.08 | FREE CRUISE ONLY | \$143,682.60 | FREE CRUISE AND TRAVEL |
| Timothy D | \$110,269.03 | FREE CRUISE ONLY | \$143,349.74 | FREE CRUISE AND TRAVEL |
| Garrett S | \$106,915.92 | FREE CRUISE ONLY | \$138,990.70 | FREE CRUISE AND TRAVEL |
| Abel H | \$105,862.75 | FREE CRUISE ONLY | \$137,621.58 | FREE CRUISE AND TRAVEL |
| Bethany W | \$105,129.38 | FREE CRUISE ONLY | \$136,668.19 | FREE CRUISE AND TRAVEL |
| Kaleigh Z | \$104,054.55 | FREE CRUISE ONLY | \$135,270.92 | FREE CRUISE AND TRAVEL |
| Linda J | \$100,560.68 | FREE CRUISE ONLY | \$130,728.88 | FREE CRUISE AND TRAVEL |
| Grace W | \$99,902.27 | FREE CRUISE ONLY | \$129,872.94 | FREE CRUISE ONLY |
| Jacob S | \$99,877.69 | FREE CRUISE ONLY | \$129,841.00 | FREE CRUISE ONLY |
| Mekayla M | \$99,532.45 | FREE CRUISE ONLY | \$129,392.18 | FREE CRUISE ONLY |
| Amy M | \$98,948.75 | FREE CRUISE ONLY | \$128,633.38 | FREE CRUISE ONLY |
| Derrick L | \$98,947.34 | FREE CRUISE ONLY | \$128,631.54 | FREE CRUISE ONLY |
| Jalen D | \$97,503.62 | FREE CRUISE ONLY | \$126,754.71 | FREE CRUISE ONLY |

ON-TRACK TO QUALIFY AND QUALIFIED AGENTS - (AS OF APRIL 1ST-WEEK 40 OF 52)

| AGENT NAME | SUM OF NET AS OF 4/1 | CURRENT QUALIFYING LEVEL | PROJECTED NET | PROJECTED TO QUALIFY FOR |
|-------------|----------------------|--------------------------|---------------|--------------------------|
| Robert H | \$97,457.15 | FREE CRUISE ONLY | \$126,694.30 | FREE CRUISE ONLY |
| Dustin H | \$96,062.88 | FREE CRUISE ONLY | \$124,881.74 | FREE CRUISE ONLY |
| Kenneth B | \$95,499.48 | FREE CRUISE ONLY | \$124,149.32 | FREE CRUISE ONLY |
| Jack F M | \$95,464.49 | FREE CRUISE ONLY | \$124,103.84 | FREE CRUISE ONLY |
| Robert C | \$92,916.19 | FREE CRUISE ONLY | \$120,791.05 | FREE CRUISE ONLY |
| Michael M | \$92,833.07 | FREE CRUISE ONLY | \$120,682.99 | FREE CRUISE ONLY |
| Chad M | \$92,792.03 | FREE CRUISE ONLY | \$120,629.64 | FREE CRUISE ONLY |
| James M | \$92,512.51 | FREE CRUISE ONLY | \$120,266.26 | FREE CRUISE ONLY |
| Timothy P | \$92,232.42 | FREE CRUISE ONLY | \$119,902.15 | FREE CRUISE ONLY |
| Graham B | \$90,932.40 | FREE CRUISE ONLY | \$118,212.11 | FREE CRUISE ONLY |
| Troy Egon B | \$90,701.25 | FREE CRUISE ONLY | \$117,911.63 | FREE CRUISE ONLY |
| Limual N | \$88,962.97 | | \$115,651.86 | FREE CRUISE ONLY |
| Amechi B | \$88,330.44 | | \$114,829.57 | FREE CRUISE ONLY |
| Jonathan T | \$88,293.12 | | \$114,781.06 | FREE CRUISE ONLY |
| Rebekah S | \$88,245.41 | | \$114,719.03 | FREE CRUISE ONLY |
| Justin J | \$88,150.00 | | \$114,595.01 | FREE CRUISE ONLY |
| Joseph P | \$87,668.00 | | \$113,968.40 | FREE CRUISE ONLY |
| Joel F | \$87,539.02 | | \$113,800.73 | FREE CRUISE ONLY |
| Jerome C | \$86,958.58 | | \$113,046.15 | FREE CRUISE ONLY |
| Patrick W | \$86,426.04 | | \$112,353.85 | FREE CRUISE ONLY |
| Joseph L | \$86,000.86 | | \$111,801.12 | FREE CRUISE ONLY |
| Samantha B | \$85,919.08 | | \$111,694.80 | FREE CRUISE ONLY |
| Preston M | \$85,084.38 | | \$110,609.69 | FREE CRUISE ONLY |
| Jillian M | \$84,985.45 | | \$110,481.09 | FREE CRUISE ONLY |
| Robert W | \$84,689.86 | | \$110,096.82 | FREE CRUISE ONLY |
| Jeffrey M | \$84,200.13 | | \$109,460.17 | FREE CRUISE ONLY |
| Drew K | \$84,192.33 | | \$109,450.03 | FREE CRUISE ONLY |
| Daniel L | \$83,971.47 | | \$109,162.91 | FREE CRUISE ONLY |
| Carlos V | \$83,671.74 | | \$108,773.26 | FREE CRUISE ONLY |
| Garrett B | \$83,473.71 | | \$108,515.82 | FREE CRUISE ONLY |
| George W | \$82,572.53 | | \$107,344.29 | FREE CRUISE ONLY |
| Michael W | \$81,109.91 | | \$105,442.88 | FREE CRUISE ONLY |
| Andrienne C | \$80,337.71 | | \$104,439.02 | FREE CRUISE ONLY |
| Larry L | \$80,247.47 | | \$104,321.71 | FREE CRUISE ONLY |
| Michael C | \$77,805.52 | | \$101,147.18 | FREE CRUISE ONLY |
| Chase B | \$77,799.26 | | \$101,139.04 | FREE CRUISE ONLY |
| Ahmadou C | \$76,488.55 | | \$99,435.11 | FREE CRUISE ONLY |
| Lindsay L | \$76,421.18 | | \$99,347.53 | FREE CRUISE ONLY |
| Jermaine W | \$76,314.65 | | \$99,209.04 | FREE CRUISE ONLY |
| Ineida A | \$76,304.18 | | \$99,195.43 | FREE CRUISE ONLY |

ON-TRACK TO QUALIFY AND QUALIFIED AGENTS - (AS OF APRIL 1ST-WEEK 40 OF 52)

| AGENT NAME | SUM OF NET AS OF 4/1 | CURRENT QUALIFYING LEVEL | PROJECTED NET | PROJECTED TO QUALIFY FOR |
|--------------|----------------------|--------------------------|---------------|--------------------------|
| Janard H | \$76,014.21 | | \$98,818.47 | FREE CRUISE ONLY |
| Steven K | \$75,389.47 | | \$98,006.31 | FREE CRUISE ONLY |
| Mary B | \$74,969.97 | | \$97,460.96 | FREE CRUISE ONLY |
| Felicia W | \$74,373.07 | | \$96,684.99 | FREE CRUISE ONLY |
| Kristian M | \$73,640.14 | | \$95,732.18 | FREE CRUISE ONLY |
| Carol G | \$73,463.50 | | \$95,502.55 | FREE CRUISE ONLY |
| Krystal C | \$73,379.43 | | \$95,393.25 | FREE CRUISE ONLY |
| Stephanie J | \$72,958.10 | | \$94,845.53 | FREE CRUISE ONLY |
| Cynthia H | \$72,830.32 | | \$94,679.42 | FREE CRUISE ONLY |
| Adonis D | \$72,514.00 | | \$94,268.20 | FREE CRUISE ONLY |
| Sherry L | \$72,493.17 | | \$94,241.12 | FREE CRUISE ONLY |
| Jeffrey J | \$72,012.55 | | \$93,616.32 | FREE CRUISE ONLY |
| Charles U | \$71,978.29 | | \$93,571.78 | FREE CRUISE ONLY |
| Kailyn B | \$71,927.45 | | \$93,505.69 | FREE CRUISE ONLY |
| Courtney P | \$71,508.75 | | \$92,961.37 | FREE CRUISE ONLY |
| Natalie G | \$71,293.06 | | \$92,680.98 | FREE CRUISE ONLY |
| Michael S | \$70,985.26 | | \$92,280.84 | FREE CRUISE ONLY |
| David S | \$70,377.26 | | \$91,490.43 | FREE CRUISE ONLY |
| Eric M G | \$70,347.90 | | \$91,452.27 | FREE CRUISE ONLY |
| James T | \$70,255.88 | | \$91,332.64 | FREE CRUISE ONLY |
| Taylor H | \$69,797.62 | | \$90,736.91 | FREE CRUISE ONLY |
| Eldrick G | \$68,934.62 | | \$89,615.01 | |
| Stephen D | \$68,920.99 | | \$89,597.29 | |
| Catherine M | \$68,791.29 | | \$89,428.68 | |
| Von J M | \$68,784.87 | | \$89,420.33 | |
| Jeremy P | \$68,307.09 | | \$88,799.22 | |
| Andrew E | \$68,299.79 | | \$88,789.72 | |
| Earlene B | \$68,259.81 | | \$88,737.75 | |
| Robert M | \$67,793.18 | | \$88,131.14 | |
| Adrienne M | \$66,890.79 | | \$86,958.02 | |
| Kenneth B | \$66,747.23 | | \$86,771.40 | |
| Justine M | \$66,634.87 | | \$86,625.33 | |
| Ingrid B | \$66,342.93 | | \$86,245.81 | |
| Elizabeth C | \$66,289.52 | | \$86,176.38 | |
| Laura K | \$66,113.56 | | \$85,947.62 | |
| Cameron W | \$66,089.58 | | \$85,916.45 | |
| Jeff Wayne M | \$65,718.96 | | \$85,434.65 | |
| Janet A | \$65,566.64 | | \$85,236.63 | |
| Matthew F | \$65,018.90 | | \$84,524.57 | |
| Camaron H | \$64,434.71 | | \$83,765.12 | |